

482-2 2-jaw pullers with force-amplifying, self-centering, clamping puller legs, up to 85 mm clamping range, 90 mm clamping depth



DESCRIPTION

The handy, 2-jaw puller with force-amplifying, self-centering, and clamping puller legs is used for pulling bearings, gears, and discs in tight and hard-to-reach spaces. This allows any component that sits on a shaft and is freely accessible from the outside to be loosened. Thanks to the integrated force-amplifying spring mechanism, the clamping force increases proportionally to the pulling force. When the spindle is tightened, the puller legs are automatically centered. The freely movable pin on the T-handle guarantees comfortable, one-handed tightening of the spindle in the tightest of spaces.

RANGE OF APPLICATION

For pulling off bearings, gears and discs for narrow and poorly accessible gaps

BENEFIT

- Self-centering of the puller legs through manual tightening of the spindle (Autogrip Technology)
- Integrated, freely movable pin on the T-handle guarantees manual spindle drive in tight spaces
- Slim design of the puller leg allows access to hard-to-reach areas
- The thread shape allows for quick tightening of the spindle, as fewer turns are required
- No additional tools are required for the pulling process

OPERATION

- Position the puller legs on the part to be pulled from the outside
- Pivot the jaws under the component
- Manually pull the spindle for fixation under pressure
- Move the T-handle on the spindle head until the component is released


MASTER DATA

GTIN [EAN]	4021176479854
Country of origin	DE
Case material	Tool steel
Series	482
Net weight [kg]	0,36 kg
Package contents	1 piece
Packaging Act	PAP 21
Global sales capability given	Yes (REACH, RoHS, POP, PROP65, TSCA)

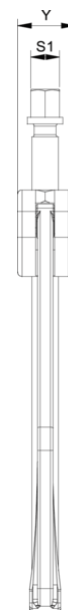
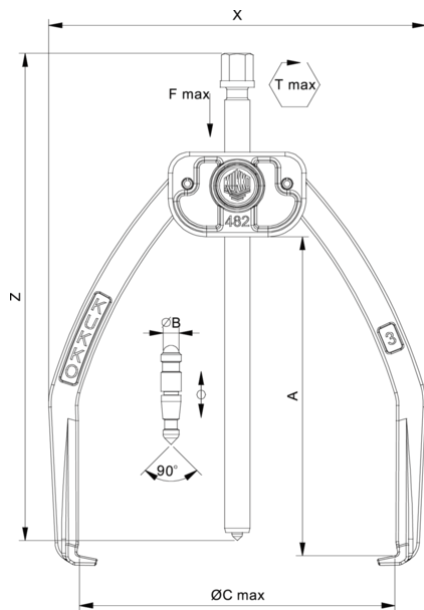
SPARE PARTS

- 482-1-T_Cross Beam
- 482-2-206_Press spindle
- 482-2-90-P_2 pulling jaws (pair)

APPLICATION IMAGE

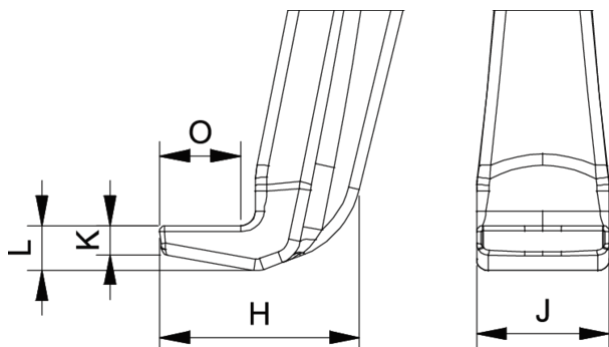


2-jaw pullers with force-amplifying, self-centering, clamping puller legs, up to 85 mm clamping range, 90 mm clamping depth



Abbreviation	Attribut	Wert
X	Total width [mm]	105 mm
Y	Total depth [mm]	21 mm
Z	Total height [mm]	150 mm
A	Clamping depth outside pull-off [mm]	90 mm
S1	Width across flats [mm]	T-Griff
Cmin	Span outside pull-off (min.) [mm]	4 mm
Cmax	Span outside pull-off (max.) [mm]	85 mm
K	Hook root thickness at the tip (claw thickness K) [mm]	2,5 mm
J	Hook base width (claw width J) [mm]	8 mm
O	Hook base depth usable (claw depth usable O) [mm]	8 mm
H	Total hook root depth (total claw depth H) [mm]	18 mm
L	Total claw thickness (L+1mm) (claw distance to base surface) [mm]	5 mm
Fmax	Max. tractive force [t]	1.5 t
Fmax	Max. tensile force [kN]	15 kN

Abbreviation	Attribut	Wert
X	Total width [mm]	105 mm
Y	Total depth [mm]	21 mm
Z	Total height [mm]	150 mm
A	Clamping depth outside pull-off [mm]	90 mm
S1	Width across flats [mm]	T-Griff
Cmin	Span outside pull-off (min.) [mm]	4 mm
Cmax	Span outside pull-off (max.) [mm]	85 mm
K	Hook root thickness at the tip (claw thickness K) [mm]	2,5 mm
J	Hook base width (claw width J) [mm]	8 mm
O	Hook base depth usable (claw depth usable O) [mm]	8 mm
H	Total hook root depth (total claw depth H) [mm]	18 mm
L	Total claw thickness (L+1mm) (claw distance to base surface) [mm]	5 mm
Fmax	Max. tractive force [t]	1.5 t
Fmax	Max. tensile force [kN]	15 kN



Abbreviation	Attribut	Wert
X	Total width [mm]	105 mm
Y	Total depth [mm]	21 mm

Z	Total height [mm]	150 mm
A	Clamping depth outside pull-off [mm]	90 mm
S1	Width across flats [mm]	T-Griff
Cmin	Span outside pull-off (min.) [mm]	4 mm
Cmax	Span outside pull-off (max.) [mm]	85 mm
K	Hook root thickness at the tip (claw thickness K) [mm]	2,5 mm
J	Hook base width (claw width J) [mm]	8 mm
O	Hook base depth usable (claw depth usable O) [mm]	8 mm
H	Total hook root depth (total claw depth H) [mm]	18 mm
L	Total claw thickness (L+1mm) (claw distance to base surface) [mm]	5 mm
Fmax	Max. tractive force [t]	1.5 t
Fmax	Max. tensile force [kN]	15 kN