

208-01 2-jaw tab puller "Economy" with oscillating, height-adjustable puller legs, up to 170 mm clamping range, 95 mm clamping depth



DESCRIPTION

The 2-jaw tab puller "Economy" with oscillating and height-adjustable puller legs is used for pulling bearings, gears and discs in all common sizes for crafts, workshop and industry. The oscillating and curved puller legs adapt to any installation situation and can be used universally due to the adjustable clamping depth and clamping range.

RANGE OF APPLICATION

For pulling off bearings, gear wheels and discs

BENEFIT

- Adjustable puller legs for individual adjustment of the clamping depth thanks to multiple drilling in the puller legs
- Oscillating puller legs offer a wide range of adjustment possibilities
- Secure mounting of the spindle through a rotatable spindle tip on both smooth surfaces and when centering (Switch Technology)
- Anti-slip device on the spindle head for safe working with a wrench
- Spindle outlet to protect the thread

OPERATION

- Attach the puller leg externally to the part to be pulled off
- Swing the pulling jaw under the component
- Manually pull the spindle to fix it in place
- Use a ratchet or a ring spanner to turn the hexagon drive on the spindle head until the component is released


MASTER DATA

GTIN [EAN]	4021176432408
Country of origin	DE
Case material	Tool steel
Series	208
Net weight [kg]	1 kg
Package contents	1 piece
Packaging Act	PAP 21
Global sales capability given	Yes (REACH, RoHS, POP, PROP65, TSCA)

SPARE PARTS

- 201-1-T_Cross Beam
- 208-01-125-P_2 pulling jaws (pair)
- 614160_Mechanical spindle

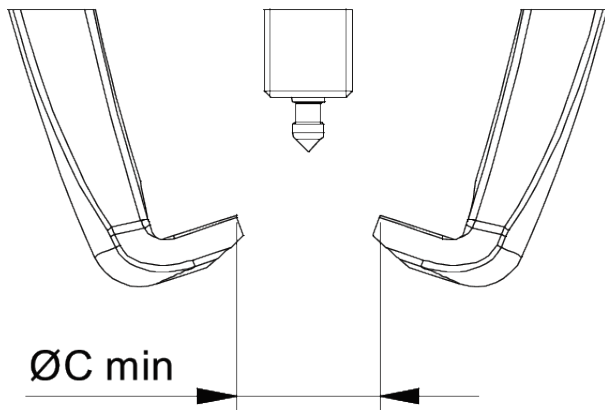
APPLICATION IMAGE



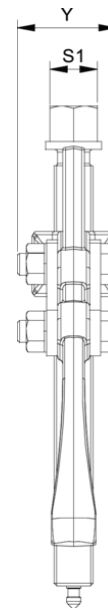
DETAIL IMAGE



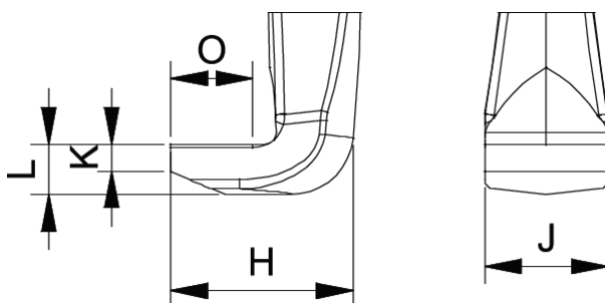
2-jaw tab puller "Economy" with oscillating, height-adjustable puller legs, up to 170 mm clamping range, 95 mm clamping depth



Abbreviation	Attribut	Wert
X	Total width [mm]	196 mm
Y	Total depth [mm]	30 mm
Z	Total height [mm]	181 mm
A	Clamping depth outside pull-off [mm]	95 mm
S1	Width across flats [mm]	17 mm
Cmin	Span outside pull-off (min.) [mm]	0 mm
Cmax	Span outside pull-off (max.) [mm]	170 mm
K	Hook root thickness at the tip (claw thickness K) [mm]	3,5 mm
J	Hook base width (claw width J) [mm]	16 mm
O	Hook base depth usable (claw depth usable O) [mm]	13 mm
H	Total hook root depth (total claw depth H) [mm]	26 mm
L	Total claw thickness (L+1mm) (claw distance to base surface) [mm]	10 mm
Tmax	Max. torque [Nm]	20 Nm
Fmax	Max. tractive force [t]	2 t
Fmax	Max. tensile force [kN]	20 kN

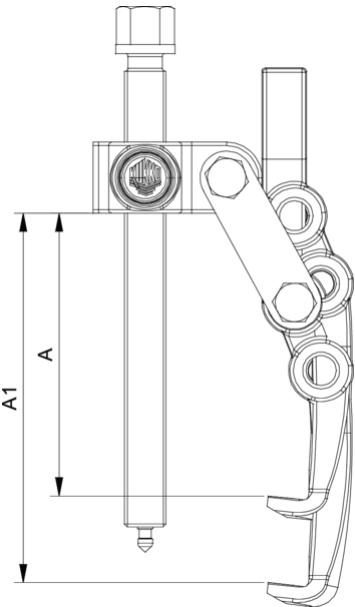


Abbreviation	Attribut	Wert
X	Total width [mm]	196 mm
Y	Total depth [mm]	30 mm
Z	Total height [mm]	181 mm
A	Clamping depth outside pull-off [mm]	95 mm
S1	Width across flats [mm]	17 mm
Cmin	Span outside pull-off (min.) [mm]	0 mm
Cmax	Span outside pull-off (max.) [mm]	170 mm
K	Hook root thickness at the tip (claw thickness K) [mm]	3,5 mm
J	Hook base width (claw width J) [mm]	16 mm
O	Hook base depth usable (claw depth usable O) [mm]	13 mm
H	Total hook root depth (total claw depth H) [mm]	26 mm
L	Total claw thickness (L+1mm) (claw distance to base surface) [mm]	10 mm
Tmax	Max. torque [Nm]	20 Nm
Fmax	Max. tractive force [t]	2 t
Fmax	Max. tensile force [kN]	20 kN

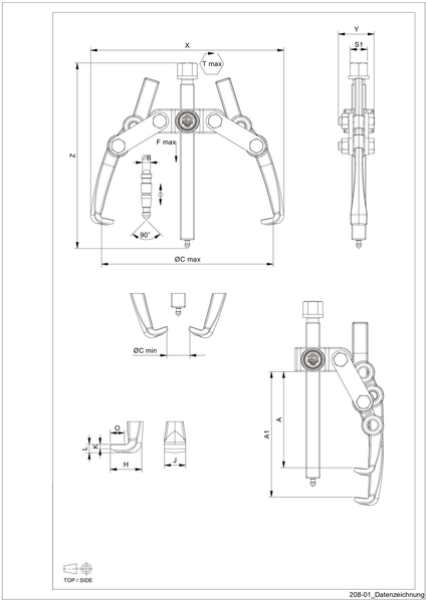


Abbreviation	Attribut	Wert
X	Total width [mm]	196 mm
Y	Total depth [mm]	30 mm
Z	Total height [mm]	181 mm

A	Clamping depth outside pull-off [mm]	95 mm
S1	Width across flats [mm]	17 mm
Cmin	Span outside pull-off (min.) [mm]	0 mm
Cmax	Span outside pull-off (max.) [mm]	170 mm
K	Hook root thickness at the tip (claw thickness K) [mm]	3,5 mm
J	Hook base width (claw width J) [mm]	16 mm
O	Hook base depth usable (claw depth usable O) [mm]	13 mm
H	Total hook root depth (total claw depth H) [mm]	26 mm
L	Total claw thickness (L+1mm) (claw distance to base surface) [mm]	10 mm
Tmax	Max. torque [Nm]	20 Nm
Fmax	Max. tractive force [t]	2 t
Fmax	Max. tensile force [kN]	20 kN



Abbreviation	Attribut	Wert
X	Total width [mm]	196 mm
Y	Total depth [mm]	30 mm
Z	Total height [mm]	181 mm
A	Clamping depth outside pull-off [mm]	95 mm
S1	Width across flats [mm]	17 mm
Cmin	Span outside pull-off (min.) [mm]	0 mm
Cmax	Span outside pull-off (max.) [mm]	170 mm
K	Hook root thickness at the tip (claw thickness K) [mm]	3,5 mm
J	Hook base width (claw width J) [mm]	16 mm
O	Hook base depth usable (claw depth usable O) [mm]	13 mm
H	Total hook root depth (total claw depth H) [mm]	26 mm
L	Total claw thickness (L+1mm) (claw distance to base surface) [mm]	10 mm
Tmax	Max. torque [Nm]	20 Nm
Fmax	Max. tractive force [t]	2 t
Fmax	Max. tensile force [kN]	20 kN



Abbreviation	Attribut	Wert
X	Total width [mm]	196 mm
Y	Total depth [mm]	30 mm
Z	Total height [mm]	181 mm
A	Clamping depth outside pull-off [mm]	95 mm
S1	Width across flats [mm]	17 mm
Cmin	Span outside pull-off (min.) [mm]	0 mm
Cmax	Span outside pull-off (max.) [mm]	170 mm
K	Hook root thickness at the tip (claw thickness K) [mm]	3,5 mm

J	Hook base width (claw width J) [mm]	16 mm
O	Hook base depth usable (claw depth usable O) [mm]	13 mm
H	Total hook root depth (total claw depth H) [mm]	26 mm
L	Total claw thickness (L+1mm) (claw distance to base surface) [mm]	10 mm
Tmax	Max. torque [Nm]	20 Nm
Fmax	Max. tractive force [t]	2 t
Fmax	Max. tensile force [kN]	20 kN