

44-5 2-jaw industrial puller with force-amplifying, self-centering puller legs, up to 300 mm clamping range, 250 mm clamping depth



DESCRIPTION

The handy 2-jaw industrial puller with force-amplifying and self-centering puller legs is used to pull bearings, gears, and discs in all common sizes for trade, workshop, and industry. This allows any component that sits on a shaft and is freely accessible from the outside to be loosened. Once spindle pressure is applied, the part to be pulled is gripped ever more tightly by the interconnected puller legs.

RANGE OF APPLICATION

For pulling off bearings, gear wheels and discs

BENEFIT

- Self-centering of the puller leg by manually tightening the spindle (Autogrip Technology)
- Secure placement of the spindle through a rotating spindle tip on both smooth surfaces and centering (Switch Technology)
- Anti-slip device on the spindle head for safe working with wrench
- Spindle outlet for thread protection

OPERATION

- Place the puller leg on the part to be pulled from the outside
- Swing the claws under the part
- Manually pull the spindle for fixing under pressure
- Move the hex on the spindle head with a ratchet or a ring spanner until the part is released

MASTER DATA

GTIN [EAN]	4021176815133
Country of origin	DE
Case material	Tool steel
Series	44
Net weight [kg]	5,2 kg
Package contents	1 piece
Packaging Act	PAP 21
Global sales capability given	Yes (REACH, RoHS, POP, PROP65, TSCA)

SPARE PARTS

- 44-4-T_2-jaw cross beam
- 44-5-206_Press spindle
- 44-5-250-P_2 hooks (pair)

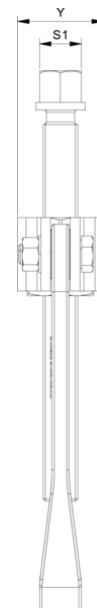
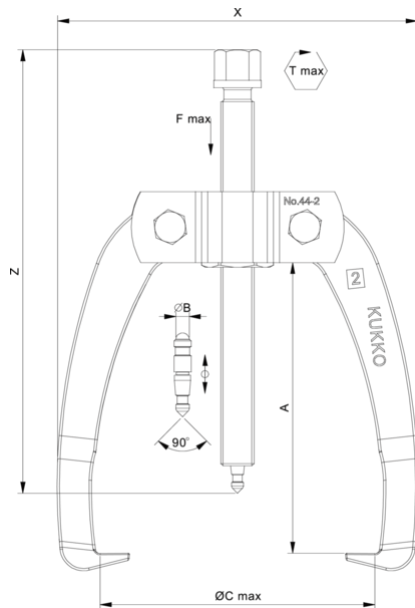
APPLICATION IMAGE



DETAIL IMAGE

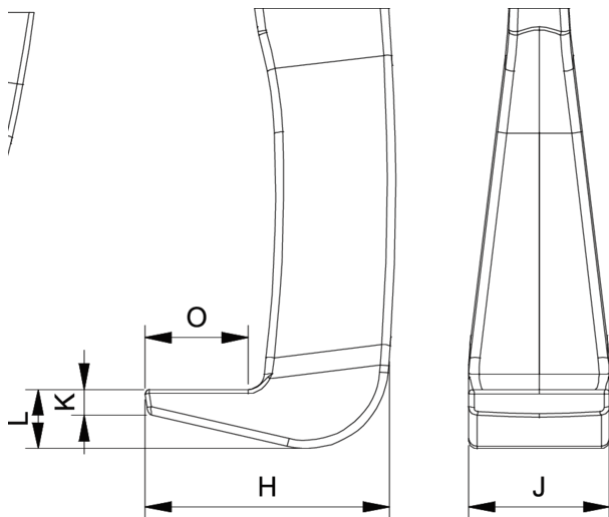


2-jaw industrial puller with force-amplifying, self-centering puller legs, up to 300 mm clamping range, 250 mm clamping depth



Abbreviation	Attribut	Wert
X	Total width [mm]	275 mm
Y	Total depth [mm]	70 mm
Z	Total height [mm]	380 mm
A	Clamping depth outside pull-off [mm]	250 mm
S1	Width across flats [mm]	27 mm
Cmin	Span outside pull-off (min.) [mm]	45 mm
Cmax	Span outside pull-off (max.) [mm]	300 mm
K	Hook root thickness at the tip (claw thickness K) [mm]	4 mm
J	Hook base width (claw width J) [mm]	28 mm
O	Hook base depth usable (claw depth usable O) [mm]	21 mm
H	Total hook root depth (total claw depth H) [mm]	45 mm
L	Total claw thickness (L+1mm) (claw distance to base surface) [mm]	18 mm
Tmax	Max. torque [Nm]	200 Nm
Fmax	Max. tractive force [t]	9.5 t
Fmax	Max. tensile force [kN]	95 kN

Abbreviation	Attribut	Wert
X	Total width [mm]	275 mm
Y	Total depth [mm]	70 mm
Z	Total height [mm]	380 mm
A	Clamping depth outside pull-off [mm]	250 mm
S1	Width across flats [mm]	27 mm
Cmin	Span outside pull-off (min.) [mm]	45 mm
Cmax	Span outside pull-off (max.) [mm]	300 mm
K	Hook root thickness at the tip (claw thickness K) [mm]	4 mm
J	Hook base width (claw width J) [mm]	28 mm
O	Hook base depth usable (claw depth usable O) [mm]	21 mm
H	Total hook root depth (total claw depth H) [mm]	45 mm
L	Total claw thickness (L+1mm) (claw distance to base surface) [mm]	18 mm
Tmax	Max. torque [Nm]	200 Nm
Fmax	Max. tractive force [t]	9.5 t
Fmax	Max. tensile force [kN]	95 kN



Abbreviation	Attribut	Wert
X	Total width [mm]	275 mm
Y	Total depth [mm]	70 mm
Z	Total height [mm]	380 mm
A	Clamping depth outside pull-off [mm]	250 mm
S1	Width across flats [mm]	27 mm
Cmin	Span outside pull-off (min.) [mm]	45 mm
Cmax	Span outside pull-off (max.) [mm]	300 mm
K	Hook root thickness at the tip (claw thickness K) [mm]	4 mm
J	Hook base width (claw width J) [mm]	28 mm
O	Hook base depth usable (claw depth usable O) [mm]	21 mm
H	Total hook root depth (total claw depth H) [mm]	45 mm
L	Total claw thickness (L+1mm) (claw distance to base surface) [mm]	18 mm
Tmax	Max. torque [Nm]	200 Nm
Fmax	Max. tractive force [t]	9.5 t
Fmax	Max. tensile force [kN]	95 kN