

# 14-1 2-jaw puller with self-centering, cross-braced puller legs, up to 100 mm clamping range, 85 mm clamping depth



## APPLICATION IMAGE



## DESCRIPTION

The 2-jaw Puller with self-tightening, intersecting puller legs is used for pulling sprockets, pulleys, bearings, and similar components in tight spaces. Self-locking retaining pins guarantee quick and easy adjustment for variable clamping range areas. The Puller is self-tightening and easy to handle. During the pulling process, the scissor-like leg guide presses the jaws firmly against the part to be pulled. This ensures a secure hold at all times.

## RANGE OF APPLICATION

For pulling off pinions, pulleys, bearings and similar components for narrow gaps

## BENEFIT

- Quick and easy assembly of the puller legs
- Extremely high clamping range due to variable mounting of the puller legs
- Clamping range and clamping depth can be individually adjusted
- In confined spaces, the two puller legs can be mounted first and then fixed in a second step with the cross beam and locking pins.
- Self-locking retaining pins that do not fall out during work thanks to ball securing
- Puller legs can be reversed, greatly increasing the clamping range

## OPERATION

- Position the puller leg on the part to be pulled off from the outside
- Move the hexagon drive (male) at the spindle head with a ratchet or ring spanner until the component is detached

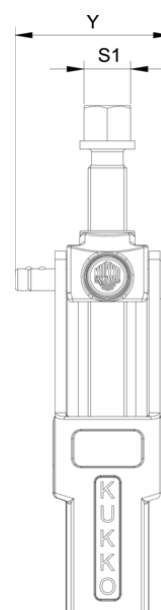
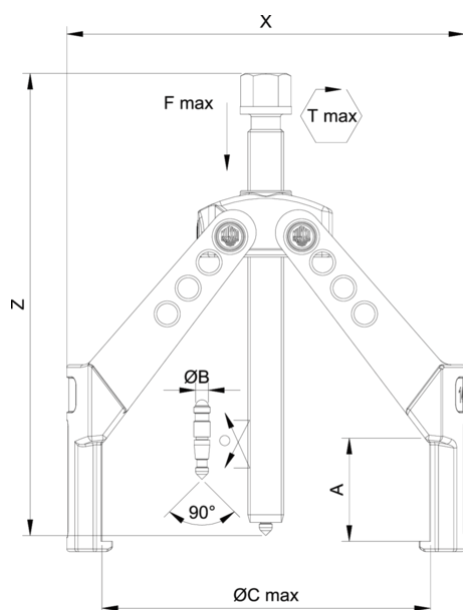
## MASTER DATA

GTIN [EAN]	4021176455421
Country of origin	DE
Case material	Tool steel
Series	14
Net weight [kg]	0,475 kg
Package contents	1 piece
Packaging Act	PAP 21
Global sales capability given	Yes (REACH, RoHS, POP, PROP65, TSCA)

## SPARE PARTS

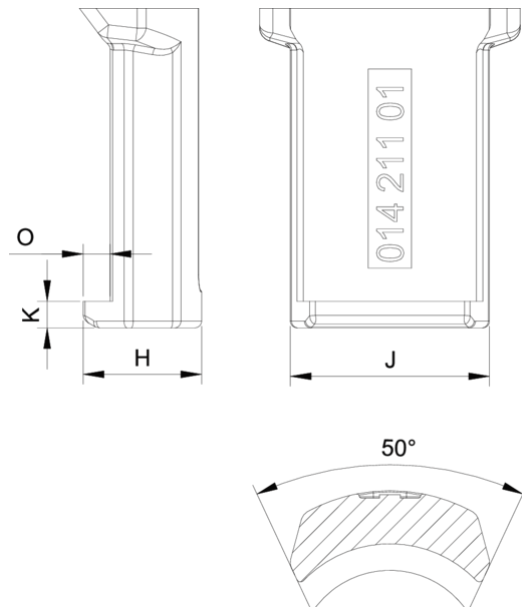
- 060704\_Pin pair
- 14-1-85-P\_2 Pulling jaws (pair)
- 14-1-T\_Cross beam
- 612130\_Mechanical spindle

## 2-jaw puller with self-centering, cross-braced puller legs, up to 100 mm clamping range, 85 mm clamping depth



Abbreviation	Attribut	Wert
X	Total width [mm]	109 mm
Y	Total depth [mm]	45 mm
Z	Total height [mm]	150 mm
A	Clamping depth outside pull-off [mm]	85 mm
S1	Width across flats [mm]	13 mm
Cmin	Span outside pull-off (min.) [mm]	0 mm
Cmax	Span outside pull-off (max.) [mm]	100 mm
K	Hook root thickness at the tip (claw thickness K) [mm]	2,5 mm
J	Hook base width (claw width J) [mm]	21 mm
O	Hook base depth usable (claw depth usable O) [mm]	4 mm
H	Total hook root depth (total claw depth H) [mm]	8,5 mm
L	Total claw thickness (L+1mm) (claw distance to base surface) [mm]	2,5 mm
Tmax	Max. torque [Nm]	50 Nm
Fmax	Max. tractive force [t]	2.5 t
Fmax	Max. tensile force [kN]	25 kN

Abbreviation	Attribut	Wert
X	Total width [mm]	109 mm
Y	Total depth [mm]	45 mm
Z	Total height [mm]	150 mm
A	Clamping depth outside pull-off [mm]	85 mm
S1	Width across flats [mm]	13 mm
Cmin	Span outside pull-off (min.) [mm]	0 mm
Cmax	Span outside pull-off (max.) [mm]	100 mm
K	Hook root thickness at the tip (claw thickness K) [mm]	2,5 mm
J	Hook base width (claw width J) [mm]	21 mm
O	Hook base depth usable (claw depth usable O) [mm]	4 mm
H	Total hook root depth (total claw depth H) [mm]	8,5 mm
L	Total claw thickness (L+1mm) (claw distance to base surface) [mm]	2,5 mm
Tmax	Max. torque [Nm]	50 Nm
Fmax	Max. tractive force [t]	2.5 t
Fmax	Max. tensile force [kN]	25 kN



Abbreviation	Attribut	Wert
X	Total width [mm]	109 mm
Y	Total depth [mm]	45 mm
Z	Total height [mm]	150 mm
A	Clamping depth outside pull-off [mm]	85 mm
S1	Width across flats [mm]	13 mm
Cmin	Span outside pull-off (min.) [mm]	0 mm
Cmax	Span outside pull-off (max.) [mm]	100 mm
K	Hook root thickness at the tip (claw thickness K) [mm]	2,5 mm
J	Hook base width (claw width J) [mm]	21 mm
O	Hook base depth usable (claw depth usable O) [mm]	4 mm
H	Total hook root depth (total claw depth H) [mm]	8,5 mm
L	Total claw thickness (L+1mm) (claw distance to base surface) [mm]	2,5 mm
Tmax	Max. torque [Nm]	50 Nm
Fmax	Max. tractive force [t]	2.5 t
Fmax	Max. tensile force [kN]	25 kN